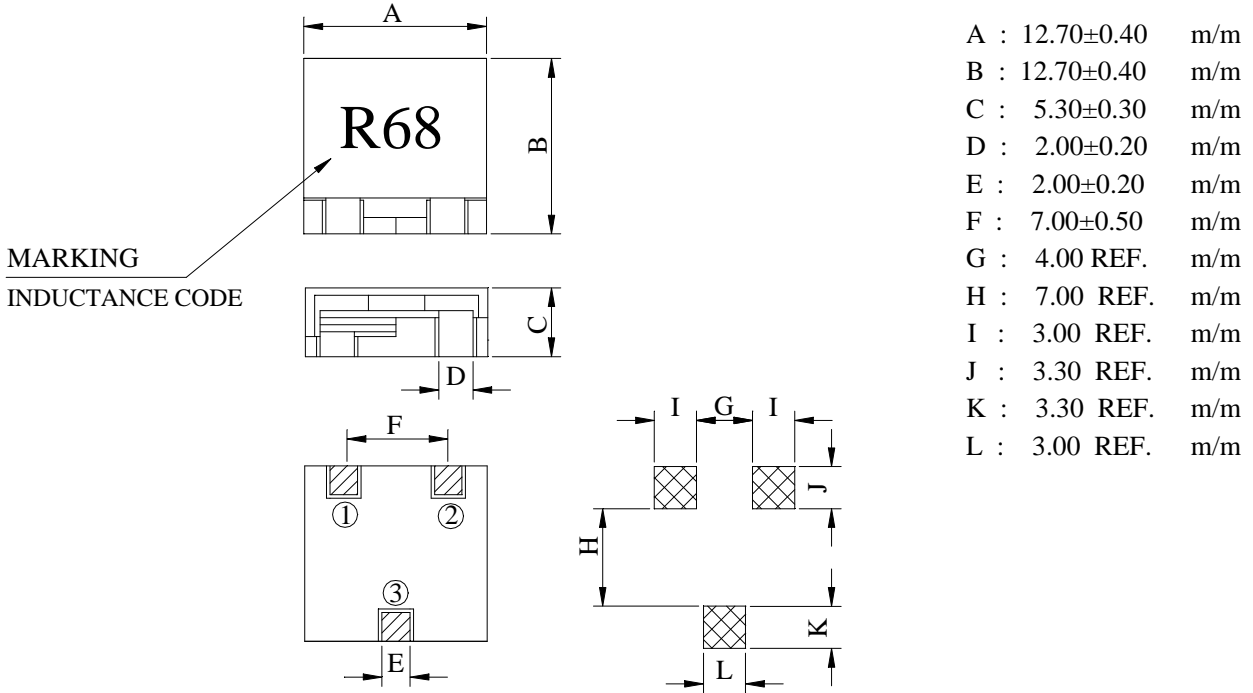


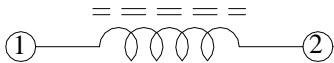
PRODUCT SPECIFICATION

Product Name	1205 SMD POWER INDUCTORS - SHIELDED TYPE	Page	1
TAMURA Part No.	TS1205-XXX	Rev. No.	0

1. MECHANICAL DIMENSIONS :



2. SCHEMATIC DIAGRAM :



3. GENERAL SPECIFICATION :

- a. Irms : TEMP. RISE 45°C MAX.
- b. Isat1 : $\Delta L / LOA = 10\%$ TYP. , Isat2 : $\Delta L / LOA = 20\%$ TYP.
- c. STORAGE TEMP. : -40°C ~ +125°C
- d. OPERATING TEMP. : -25°C ~ +105°C
- e. RESISTANCE TO SOLDER HEAT : 260°C. 10 SECS.

PRODUCT SPECIFICATION

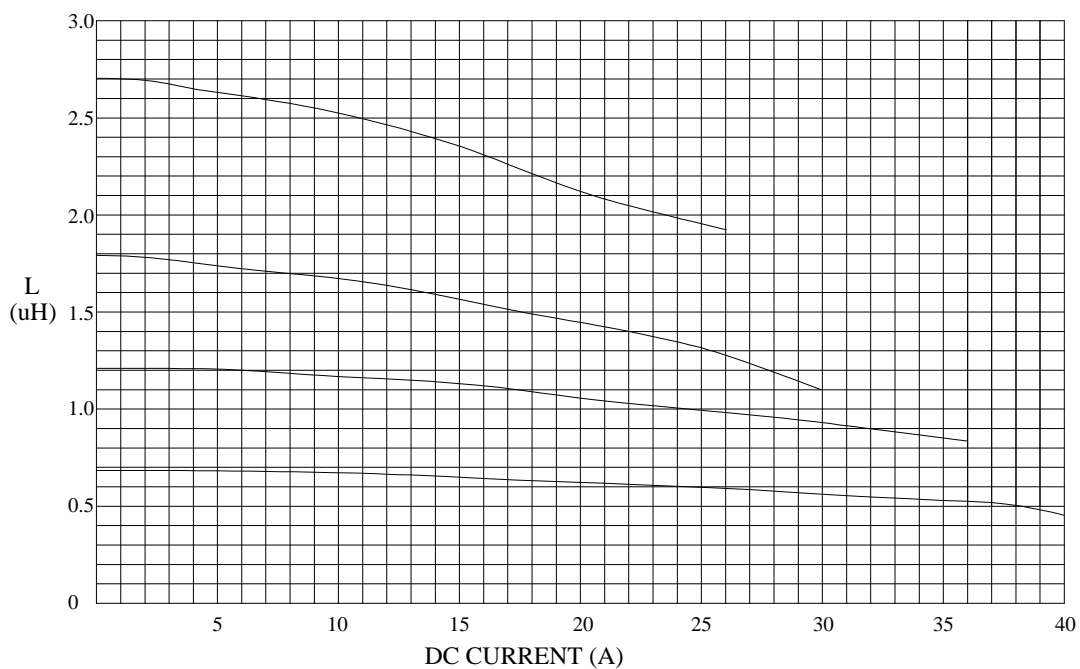
Product Name	1205 SMD POWER INDUCTORS - SHIELDED TYPE	Page	2
TAMURA Part No.	TS1205-XXX	Rev. No.	0

4. ELECTRICAL CHARACTERISTICS :

TAMURA Part No.	INDUCTANCE L (uH)	TEST FREQ. (HZ)	DC RESISTANCE (mOhm) MAX.	I _{rms} (A) MAX.	I _{sat1} (A) TYP.	I _{sat2} (A) TYP.
TS1205-R68M	0.68±20%	0.1V / 100K	1.80	26.0	22.0	38.0
TS1205-1R2M	1.20±20%	0.1V / 100K	2.80	20.0	16.0	30.0
TS1205-1R8M	1.80±20%	0.1V / 100K	3.90	16.0	12.0	22.0
TS1205-2R7M	2.70±20%	0.1V / 100K	4.80	14.0	10.0	18.0

@. R68M : L=0.56 uH MIN. AT 26 A

@ INDUCTANCE VS. DC SUPERPOSITION CHARACTERISTICS

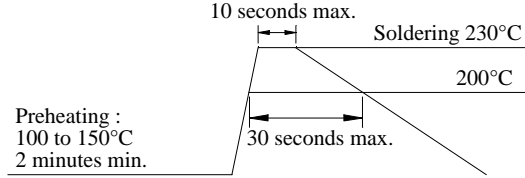


TAMURA

PRODUCT SPECIFICATION

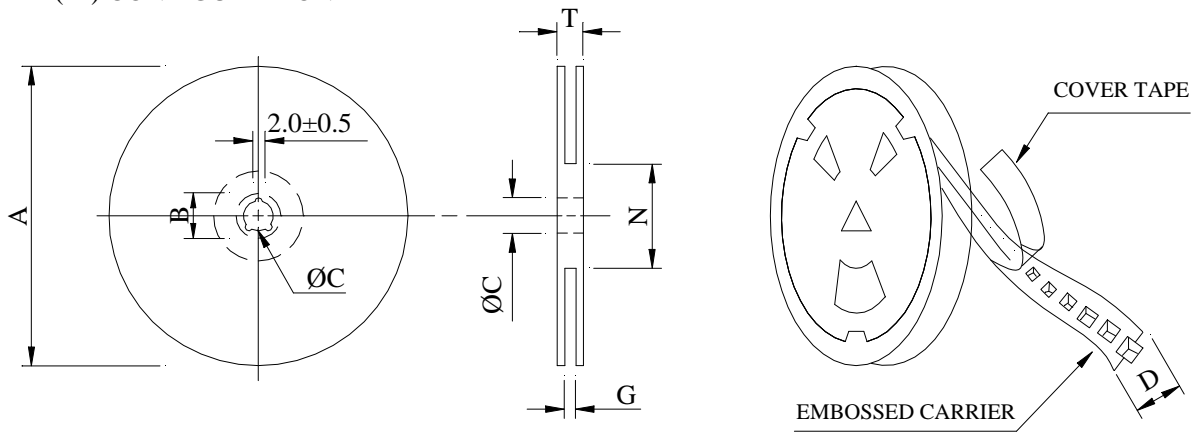
Product Name	1205 SMD POWER INDUCTORS - SHIELDED TYPE	Page	3
TAMURA Part No.	TS1205-XXX	Rev. No.	0

RECOMMENDED SOLDERING CONDITIONS REFLOW SOLDERINGS

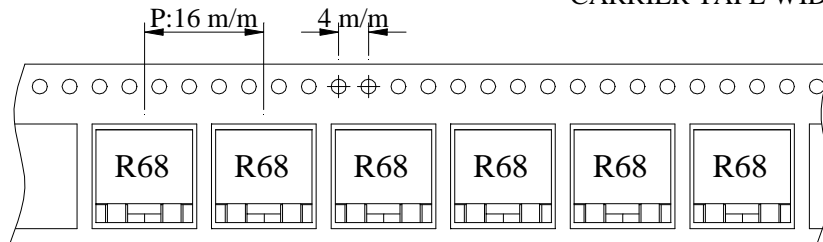


5. PACKAGING INFORMATION :

(1) CONFIGURATION



CARRIER TAPE WIDTH : D



(2) DIMENSIONS

Unit:m/m

STYLE	A	B	C	D	G	N	T
13 - 24	330	21±0.8	13	24	26 MAX	50 MIN	30.4

(3) Q'TY & G.W. PER PACKAGE

SERIES	INNER : REEL			OUTER : CARTON		
	Q'TY (PCS)	G.W. (gw)	STYLE	Q'TY (PCS)	G.W. (Kg)	SIZE (cm)
TS1205	600	2,150	13 - 24	2,400	11.30	40 x 40 x 24

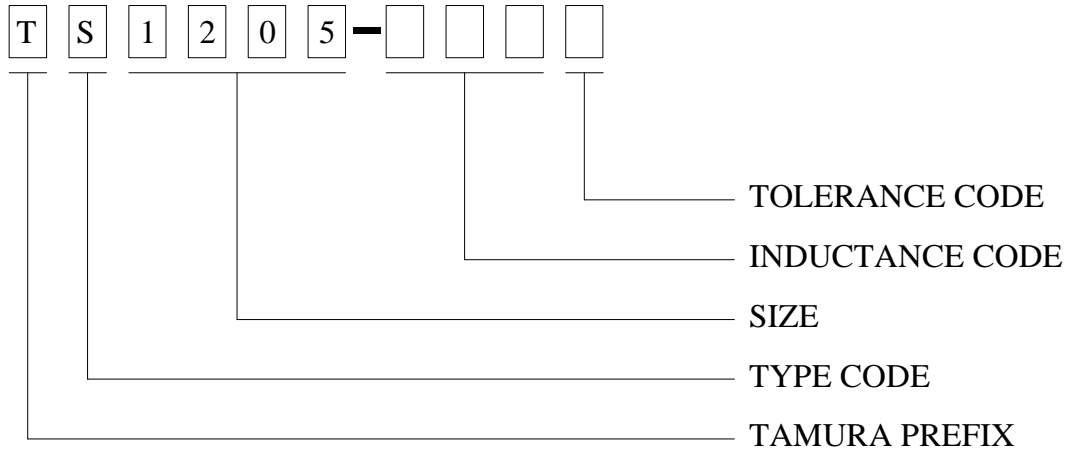


TAMURA

PRODUCT SPECIFICATION

Product Name	1205 SMD POWER INDUCTORS - SHIELDED TYPE	Page	4
TAMURA Part No.	TS1205-XXX	Rev. No.	0

6. Part No. FORMAT :



PRODUCT SPECIFICATION

Product Name	1205 SMD POWER INDUCTORS - SHIELDED TYPE	Page	5
TAMURA Part No.	TS1205-XXX	Rev. No.	0

7. RELIABILITY TEST :

TEST ITEM	SPECIFICATION	TEST CONDITION
SOLDERABILITY	MORE THAN 90% OF THE TERMINAL ELECTRODE SHALL BE COVERED WITH FRESH SOLDER.	PREHEAT : 125±25°C FOR 60 SECONDS SOLDER : H63A (EUTECTIC SOLDER) SOLDER TEMP. : 230±5°C FLUX : ROSIN DIP TIME : 4±1 SECONDS
THERMAL SHOCK TEST (TEMP. CYCLE)	INDUCTANCE SHALL NOT CHANGE MORE THAN ±20%	ROOM TEMP. —————> $\frac{-25\pm 2^{\circ}\text{C}}{30 \text{ MINUTES}}$ 15 MINUTES
HUMIDITY RESISTANCE TEST		ROOM TEMP. —————> $\frac{85\pm 2^{\circ}\text{C}}{30 \text{ MINUTES}}$ 15 MINUTES TOTAL : 50 CYCLES
HIGH TEMP. RESISTANCE TEST		TEMPERATURE : 40±2°C HUMIDITY : 90 ~ 95% APPLIED CURRENT : PER SPEC. TIME : 500 HOURS
		TEMPERATURE : 85±2°C APPLIED CURRENT : PER SPEC. TIME : 500 HOURS



TAMURA

PRODUCT SPECIFICATION

Product Name	1205 SMD POWER INDUCTORS - SHIELDED TYPE	Page	6
TAMURA Part No.	TS1205-XXX	Rev. No.	0

8. UL CARD :

QMFZ2		January 15, 1991								
Component-Plastics										
SUMITOMO BAKELITE CO LTD		E41429 (M)								
		(11-cont. from I card)								
PM-9630	BK	0.40	94V-0	150	150	150	—	—	—	—
		0.51	94V-0	150	150	150	0	0	—	—
		3.18	94V-0	150	150	150	0	1	0	4 3
PM-8315	BK	0.50	94V-0	150	150	150	3	0	0	—
PM-8315J	BN	0.71	94V-0	150	150	150	2	0	0	—
		1.47	94V-0	150	150	150	0	2	0	—
		3.05	94V-0	150	150	150	0	1	0	5 4
		6.10	94V-0	150	150	150	0	1	0	5 4
PM-8315K	BK	0.78	94V-1	150	150	150	—	—	—	—
		1.52	94V-0	150	150	150	—	—	—	—
PM-8320J	BK	0.71	94HB	150	150	150	—	—	—	—
PM-8330	BK	0.71	94V-1	150	150	150	—	—	—	—
		1.57	94V-0	150	150	150	—	—	—	—
PM-8400	BK	0.71	94HB	150	150	150	—	—	—	—
PM-9830	BK	0.69	94V-0	150	150	150	0	0	—	—
		3.18	94V-0	150	150	150	0	0	0	4 3

Reports: March 29, 1985: May 14, 1974: September 16, 1971: September 16, 1971:
September 16, 1971: September 16, 1971: March 29, 1985.

Replaces E4142911 dated February 28, 1990. (Cont. on J card)
683540014 N7047 Underwriters Laboratories Inc. ® D11/0043416

OBMW2		January 7, 1988								
Component - Magnet Wire										
MITSUBISHI CABLE INDUSTRIES LTD		E104048 (S)								
4-3 IKEJIRI ITAMI , HYOGO 664 JAPAN										
Mtl			Coat Type		ANSI		Temp			
Dsg	BC		Ovorcoat		Type		Class			
EDW-R52	Medis		Estor-imide		—		155			

Marking: Company name and type designation on package or reels.

See General Information Preceding These Recognitions

For use only in equipment where the acceptability of the combination is determined by Underwriters Laboratories Inc.

Report January 5, 1988.

302279005	H7642	Underwriters Laboratories Inc.®	D11/0149909
-----------	-------	---------------------------------	-------------



TAMURA